



Our company has an excellent solvency.  
Learn more:  
[www.creditreform.de/crefozert](http://www.creditreform.de/crefozert)

# BAUER

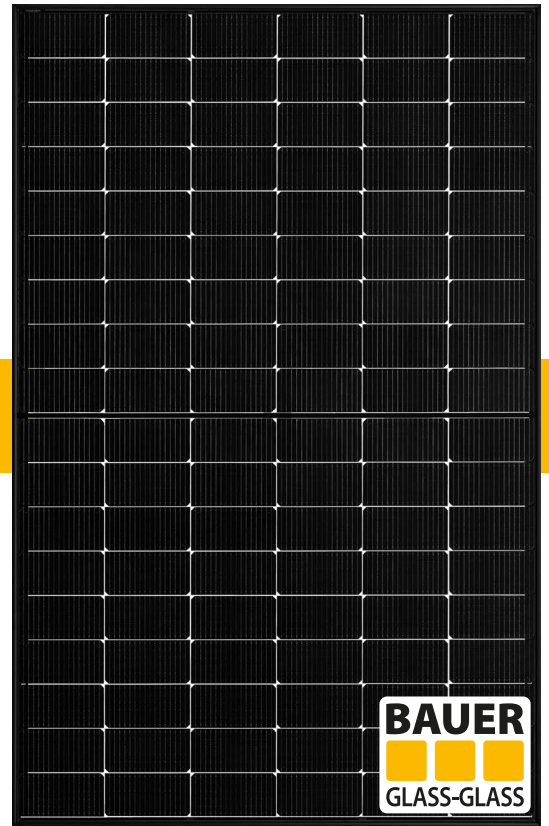
## SOLARTECHNIK

GENERATION N - TYPE M 1 0

## BAUER SOLARTECHNIK GLASS-GLASS PERFORMANCE

BS-108M10HBW-GG 450 - 460 W

BIFACIAL GLASS-GLASS HALF-CELL MODULE - WHITE

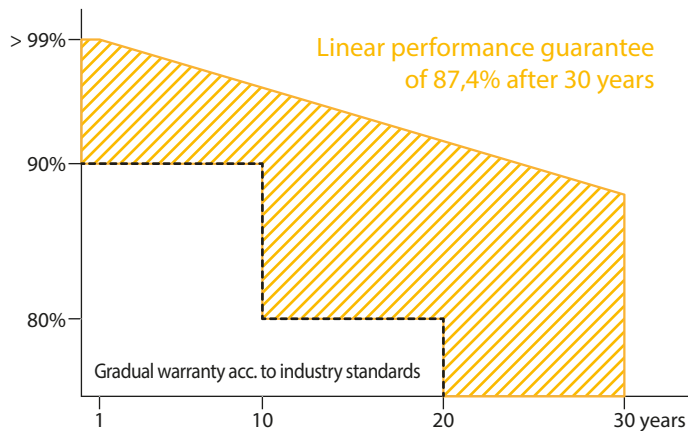


engineered & designed in  
**GERMANY**



BAUER guarantees a minimum performance value of 87,4% after 30 years for the glass-glass solar modules.

A comparison of BAUER glass-glass solar modules performance guarantee to conventional glass-foil modules according to industry standards:

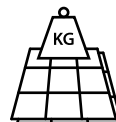


### BAUER GUARANTEE +

Our extended guarantee covers the module guarantee and a lump-sum compensation for the replacement of a defective module (Guarantee conditions as of 01.12.2023).



**FIRE CLASS A**  
Maximum fire protection through double glazing according to the highest security requirements



**STABILITY & DURABILITY**  
2 x 2 mm tempered anti-reflective solar glass: dirt-repellent, scratch-resistant, durable and shock-proved



**BIFACIAL N-TYPE TOPCON HALF-CELLS**  
Up to 30% increase in yield through bifacial cells active on both sides and a transparent backside



**GERMAN GUARANTOR**  
If necessary, it is guaranteed that a German company takes over any claim settlements

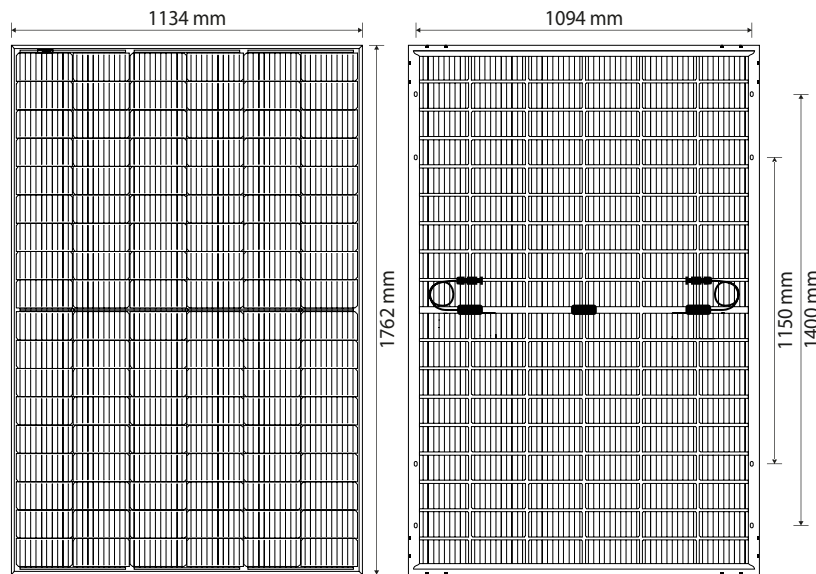


**PERFORMANCE GUARANTEE**  
30 year warranty and a linear performance guarantee over a period of 30 years



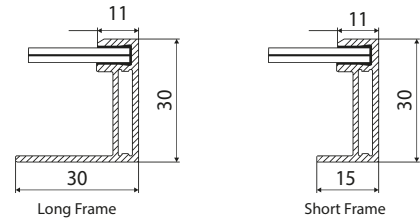
**REINSURANCE COVERAGE**  
BAUER is reinsured for 30 years of the product's performance guarantee

DISTRIBUTION



## BAUER SOLARTECHNIK GLASS-GLASS PERFORMANCE

BS-108M10HBW-GG 450 - 460 W



### WARRANTIES<sup>1</sup>

30 years product warranty

30 years performance guarantee

### PHYSICAL SPECIFICATIONS

Module dimensions	1762 x 1134 x 30 mm
Weight	24,5 kg
Frame	Anodized aluminium alloy (black)
Frontside	Premium Protect anti-reflection glass, 2 mm
Embedding material	EVA
Backside	White coated anti-reflection glass, 2 mm
Solar cells	108 monocrystalline N-type bifacial half-cells
Bifaciality	80 % ± 5 %
Junction box(es)	IP68, 3 bypass diodes
Cable & connector	1x4 mm <sup>2</sup> , 1300 mm, MC4 compatible

### OPERATING CONDITIONS

Operating temperature	-40 to 85°C
Static load	up to 6100 Pa
Hail test	HW3 Ø 30 mm at ~ 24 m/s

### CERTIFICATION

IEC 61215, IEC 61730, Fire class A acc. IEC 61730-2  
IEC 61701 (Salt mist), IEC 62716 (Ammonia)

### PACKAGING

Modules per pallet	36
Pallets/modules per truck	26/936

### ELECTRICAL CHARACTERISTICS<sup>2</sup>

		BS-450-108M10HBW-GG	BS-455-108M10HBW-GG	BS-460-108M10HBW-GG
Maximum power	P <sub>max</sub> (W)	450	455	460
Power output tolerance	P <sub>max</sub> (%)	0 ~ +3	0 ~ +3	0 ~ +3
Open circuit voltage	V <sub>oc</sub> (V)	40,25	40,45	40,65
Short circuit current	I <sub>sc</sub> (A)	14,17	14,24	14,31
Voltage at maximum power	V <sub>mpp</sub> (V)	33,91	34,11	34,31
Current at maximum power	I <sub>mpp</sub> (A)	13,27	13,34	13,41
Module efficiency	η <sub>m</sub> (%)	22,50	22,80	23,00
Bifaciality performance increase*	10 % P <sub>mpp</sub> (W)	495 (+45)	501 (+46)	506 (+46)
	20 % P <sub>mpp</sub> (W)	540 (+90)	546 (+91)	552 (+92)
	30 % P <sub>mpp</sub> (W)	585 (+135)	592 (+137)	598 (+138)
Nominal operating cell temperature	NOCT (°C)	42 +/- 2/°C		
Temperature coefficient of Voc	T <sub>k</sub> (Voc)	-0,25 %/°C		
Temperature coefficient of Isc	T <sub>k</sub> (Isc)	+0,048 %/°C		
Temperature coefficient of Pmpp	T <sub>k</sub> (Pmpp)	-0,29 %/°C		
Maximum system voltage DC (TÜV)	(V)	1500		
Maximum series fuse rating	(A)	30		

\*depending on Albedo and irradiation conditions at installation site

<sup>1</sup>Nominal value is specified in the written warranty conditions. A possible light-induced degradation in performance is not taken into account. <sup>2</sup>Values under Standard Test Conditions (STC): air mass 1,5 AM, irradiance 1000 W/m<sup>2</sup>, cell temperature 25°C. STC measuring tolerance: ±3 % (P<sub>max</sub>), ±10 % (V<sub>max</sub>, I<sub>mp</sub>, V<sub>oc</sub>, I<sub>sc</sub>). The beneficiary under the reinsurance policy is solely BAUER Solar Engineering GmbH. Please contact us to get information on how this insurance coverage benefits you as a customer. Note: please read the safety instructions and installation manual before using this product. Subject to change.  
© 2025 BAUER Solar Engineering GmbH. V4. Effective: 01.03.25

### DISTRIBUTION